



# Field Epidemiology and Disease Surveillance Division (FEDSD)

## National Institute of Health (NIH), Islamabad

Phone: 051- 9255237, Email: [idsr-pak@nih.org.pk](mailto:idsr-pak@nih.org.pk)



### Weekly Bulletin: Integrated Disease Surveillance and Response (IDSR)

24<sup>th</sup> February 2022

#### Highlights of the Epi-Week-7 (14<sup>th</sup> – 20<sup>th</sup> February 2022)

##### Cumulative Information

- During this week, maximum reported cases were of ILI, Acute Diarrhea (Non Cholera), SARI, ALRI <5 years, Malaria, B. Diarrhea, Typhoid, VH (B, C & D), Rabies/Dog bite & AWD (S. Cholera).
- Compared to previous week i.e. Week-06, all reported diseases depicted a downward or similar trend whereas cases of AD (Non Cholera) & VH (B, C & D) increased.
- Cases of VPDs are persistently reported from all over Pakistan. An urgent attention response of Immunization program is must to control further spread of VPDs.
- Cases of Rabies/Dog bite are on rise in Sindh, Balochistan and KP. One-Health approach is essential to address this matter.
- Cases of Bloody diarrhea, AWD (S. Cholera) and Typhoid cases are reported from KP, Sindh, Punjab and Balochistan. Public health measures need to be implemented on priority basis to prevent such illnesses.
- STDs like Gonorrhea and Syphilis are reported. Confirmation of cases followed by proper treatment and referral should be adopted.
- Cutaneous Leishmaniasis cases are reported from KP and Balochistan. Timely response will help to manage rise in further cases.

Figure 1: Most frequently reported cases during week 7, in comparison with previous weeks, Pakistan

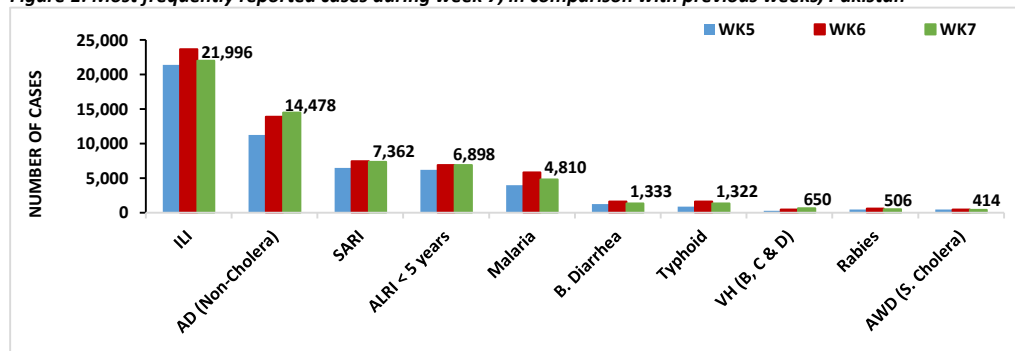


Table 1: Province/Area wise distribution of most frequently reported cases during week 7, Pakistan

Diseases	AJK	Balochistan	GB	ICT	KP	Punjab	Sindh	Total
ILI	80	3,193	55	534	7,918	802	9,414	21,996
AD (Non-Cholera)	69	1,383	3	161	5,910	292	6,660	14,478
SARI	3	557	16	12	6,621	51	102	7,362
ALRI < 5 years	23	579	36	257	3,392	204	2,407	6,898
Malaria	6	399	0	0	1,775	88	2,542	4,810
B. Diarrhea	4	263	11	7	316	31	701	1,333
Typhoid	0	131	2	1	726	55	407	1,322
VH (B, C & D)	0	32	0	0	305	24	289	650
Rabies / Dog bite	0	29	0	0	279	2	196	506
AWD (S. Cholera)	0	11	4	0	236	24	139	414
CL	0	90	0	0	63	0	0	153
AVH (A & E)	0	1	0	0	103	24	24	152
Chickenpox/ Varicella	0	11	1	2	79	3	36	132
Measles	0	33	0	3	56	1	28	121
Mumps	0	9	0	0	65	6	8	88
Gonorrhea	0	1	0	0	30	11	19	61
Pertussis	0	12	0	0	43	3	2	60
Meningitis	0	6	0	0	25	4	2	37
Dengue	0	0	0	0	9	0	8	17
Syphilis	0	2	0	0	0	0	12	14

##### Points of Attention

- Persistent reporting of VPDs highlighting demand for **strengthened coordination with EPI department to enhance routine immunization for reduction in the cases.**
- Malaria, and Typhoid cases are continuously reported especially from Balochistan and Sindh. It is emphasized that hotspots areas should be identified for epidemiological investigations and timely response. In this regard, Malaria control program and food security authorities must be on board and play their role.**
- It is proposed to enhance community awareness on water, sanitation and hygiene (WASH) practices to control food and water borne diseases.
- STI cases especially Gonorrhea, cases are regularly reported mainly from Balochistan and Sindh. Public health response actions need to be implemented in the affected areas after verification of cases.**
- Cases of dog bite is increasing across Pakistan. There is need to conduct community awareness sessions regularly. Capacity building of health care workers on prophylaxis and management of Dog bite and Rabies must be planned. At provincial level a comprehensive plan based on One-Health approach must be prepared for control of Rabies.
- IDSR focal persons may share alert verification and outbreak investigation reports.** This will help in furnishing details on disease burden, circulating pathogens and devising national strategies for prevention & control of diseases.

## Sindh

- Sindh reported maximum cases of ILI (n=9,414), AD (Non Cholera) (n=6,660), Malaria (n=2,542), ALRI <5 Years (n=2,407), B. diarrhea (n=701), Typhoid (n=407), VH (B, C & D) (n=289), Rabies/ Dog bite (n=196), AWD (S. Cholera) (n=139) & SARI (n=102).
- Ghotki reported the maximum cases of ILI & ALRI <5 years.
- Hyderabad reported maximum cases of ILI, AD (Non Cholera), ALRI <5 years & B. diarrhea.
- Kamber reported maximum cases of AD (Non Cholera), Malaria & ALRI <5 years.
- Karachi East reported maximum cases of AD (Non Cholera).
- Karachi Malir reported maximum cases of AD (Non Cholera), ILI & ALRI <5 years.
- From Larkana, cases of Malaria & AD (Non Cholera) were reported at maximum.
- N. Feroze reported maximum cases of ILI, AD (Non Cholera), Malaria and ALRI <5 years.
- Shikarpur reported cases of AD (Non Cholera), Malaria & ALRI <5 years at maximum.
- From Tharparkar, maximum cases of ILI, AD (Non-Cholera), ALRI <5 years, Malaria & B. diarrhea were reported.
- Thatta reported maximum cases of AD (Non Cholera), ALRI <5 years, ILI & Malaria. Total 55 Leprosy cases were reported which need urgent public health response
- Umerkot reported maximum cases of AD (Non Cholera), Malaria & ALRI <5 years.
- This week, cases of ILI & ALRI <5 years declined whereas cases of AD (Non Cholera) increased as compared to previous week.

(Note: NR= Not Reported)

Figure 2: Most frequently reported cases during week 7, in comparison with previous weeks, Sindh

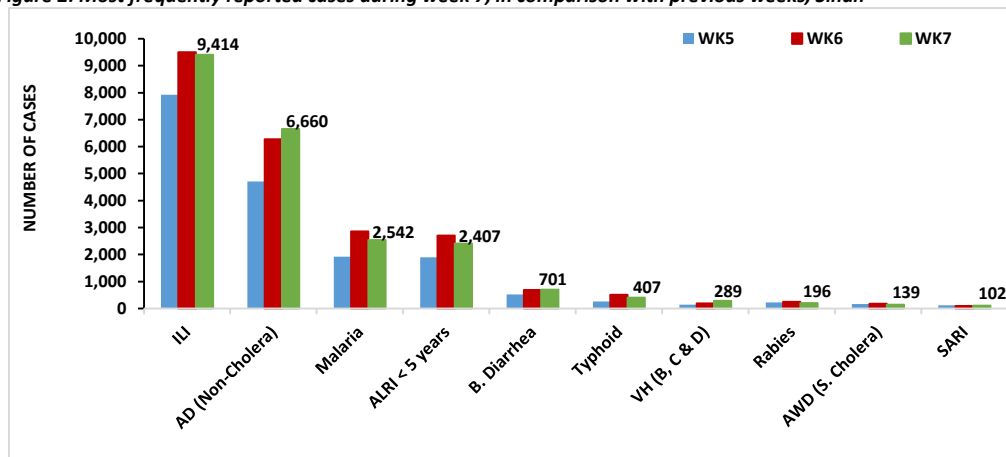
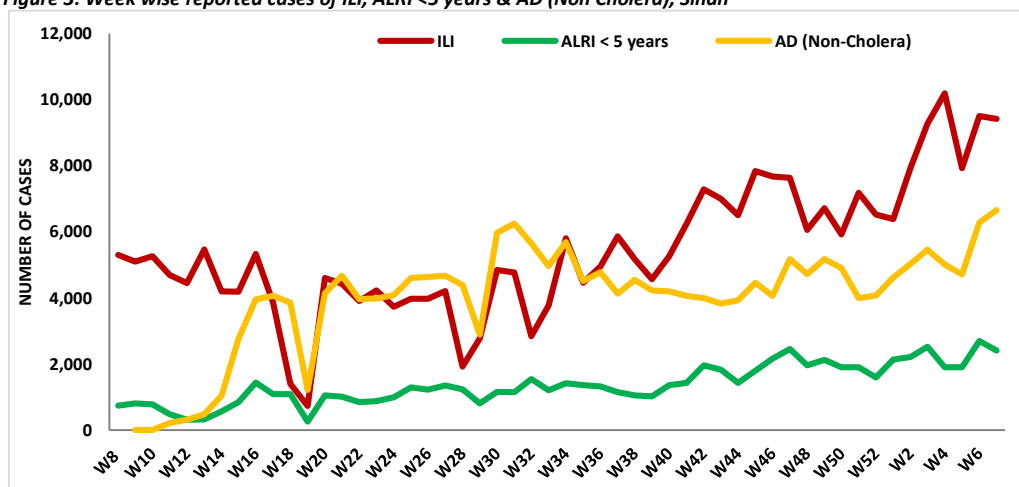


Table 2: District wise distribution of most frequently reported cases during week 7, Sindh

Districts	Ghotki	Hyderabad	Kamber	Kar-East	Kar-Malir	Larkana	N. Feroze	Shikarpur	Tharparkar	Thatta	Umerkot
ILI	648	4,808	0	11	575	2	1,155	5	1,985	165	60
AD (Non-Cholera)	71	2,032	327	155	750	286	349	288	1,432	280	690
Malaria	11	39	311	30	80	392	311	170	626	153	419
ALRI <5 years	103	389	187	1	230	86	193	148	671	171	228
B. Diarrhea	45	140	67	6	46	73	44	38	131	62	49
Typhoid	15	25	61	0	60	26	65	0	70	46	39
VH (B, C & D)	86	43	8	0	11	8	13	0	25	22	73
Rabies / Dog bite	53	1	0	0	22	1	8	101	9	1	0
AWD (S. Cholera)	32	58	6	0	23	1	0	0	0	15	4
SARI	0	32	20	0	15	11	3	0	16	3	2
Leprosy	0	NR	0	0	0	0	0	0	0	55	0
Chickenpox/ Varicella	0	4	13	4	5	2	0	1	5	0	2
Measles	0	2	1	2	1	0	0	2	19	1	0
Gonorrhea	0	3	0	0	6	2	5	0	3	0	0
Syphilis	0	NR	0	0	0	0	0	0	2	1	9
Chikungunya	11	0	0	0	0	0	0	0	0	0	0
Mumps	0	1	0	0	5	0	0	0	1	0	1
Anthrax	0	0	0	0	0	0	3	0	0	0	0
Pertussis	0	NR	0	0	0	0	0	0	0	2	0
AFP	0	NR	0	0	0	0	0	1	1	0	0

Figure 3: Week wise reported cases of ILI, ALRI <5 years & AD (Non Cholera), Sindh



## Balochistan

- From Balochistan overall ILI (n=3,193), AD (Non Cholera) (n=1,383), ALRI <5 years (n=579), SARI (n=557), Malaria (n=399), B. diarrhea (n=263), Typhoid (n=131), CL (n=90), Measles (n=33) & VH (B, C & D) (n=32) remained at maximum.
- District Kech reported maximum cases of ILI, AD (Non Cholera) & ALRI <5 years.
- District Khuzdar reported maximum cases of ILI.
- District Killa Abdullah reported maximum cases of ILI & AD (Non Cholera) at maximum.
- District Lasbella reported maximum cases of AD (Non-Cholera), Malaria, ILI & ALRI <5 years.
- District Naseerabad reported cases of ALRI <5 years at the maximum.
- District Pishin reported cases of ILI at maximum.
- District Quetta reported cases of ILI & AD (Non Cholera) at maximum.
- District Sibi reported cases of ILI at maximum.
- District Zhob reported maximum cases of SARI & ILI.
- District Naseerabad reported case of CCHF, Anthrax & CRS which need verification and further work up.
- Cases of VPDs are reported regularly, and therefore, need strengthening of routine immunization system.
- Cases of VL, Anthrax and CCHF need epidemiological investigation and public health response based on One-Health approach.
- In comparison with last week, cases of ILI, SARI & ALRI <5 years depicted a downward trend.

Figure 4: Most frequently reported cases during week 7, in comparison with previous weeks, Balochistan

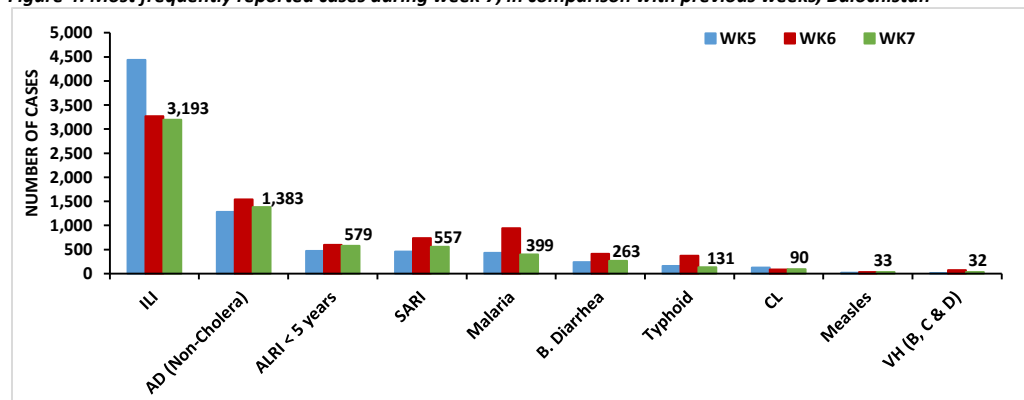
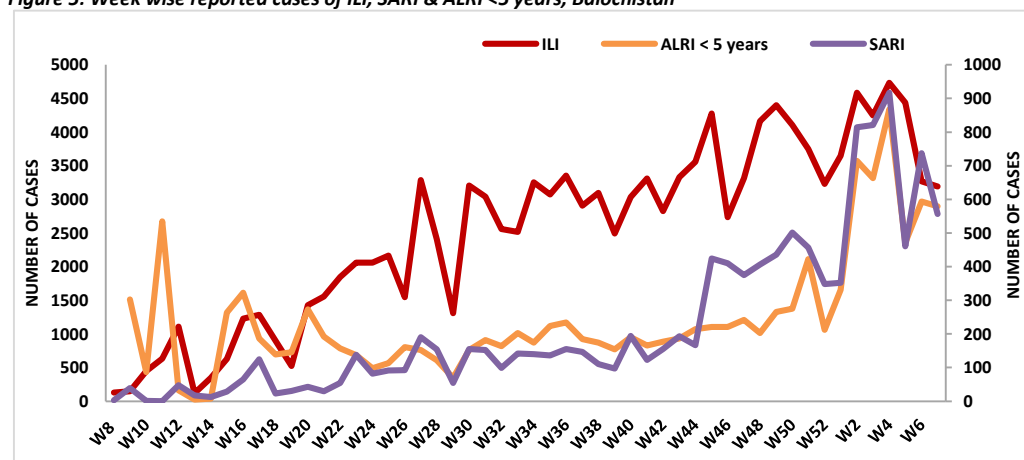


Table 3: District wise distribution of most frequently reported cases during week 7, Balochistan

Diseases	Kech Turbat	Khuzdar	Killa Abdullah	Lasbella	Naseerabad	Pishin	Quetta	Sibi	Zhob	Total
ILI	1,501	103	409	126	7	104	605	115	223	3,193
AD (Non-Cholera)	488	68	226	259	57	19	143	54	69	1,383
ALRI < 5 years	151	7	NR	124	228	2	18	4	45	579
SARI	40	31	NR	92	8	NR	0	0	386	557
Malaria	65	33	22	159	58	3	9	11	39	399
B. Diarrhea	78	38	NR	17	14	20	42	14	40	263
Typhoid	7	14	8	17	31	16	22	7	9	131
CL	0	0	32	25	8	11	10	4	0	90
Measles	0	6	8	14	5	NR	0	0	0	33
VH (B, C & D)	0	1	NR	23	3	NR	5	0	0	32
Rabies / Dog bite	0	3	6	4	9	4	0	3	0	29
Pertussis	0	2	NR	0	3	NR	0	0	7	12
AWD (S. Cholera)	0	0	NR	6	4	NR	0	1	0	11
Chickenpox/ Varicella	0	0	NR	7	4	NR	0	0	0	11
Mumps	4	3	NR	0	2	NR	0	0	0	9
Meningitis	0	0	6	0	0	NR	0	0	0	6
VL	0	0	NR	0	2	1	0	0	0	3
Anthrax	0	0	NR	0	1	NR	0	0	0	1
CCHF	0	0	NR	0	1	NR	0	0	0	1
Rubella (CRS)	0	0	NR	0	1	NR	0	0	0	1

Figure 5: Week wise reported cases of ILI, SARI & ALRI <5 years, Balochistan



### Khyber Pakhtunkhwa (KP)

- KP reported cases of ILI (n=7,918), SARI (n=6,621), AD (Non Cholera) (n=5,910), ALRI <5 years (n=3,392), Malaria (n=1,775), Typhoid (n=726), B. diarrhea (n=316), VH (B, C & D) (n=305), Rabies/Dog bite (n=279) & AWD (S. Cholera) (n=236) at maximum.
- District Khyber reported ILI at maximum.
- District Abbottabad reported maximum cases of AD (Non-Cholera).
- District Charsadda reported maximum cases of Malaria, AD (Non-Cholera), ILI & Typhoid.
- District Haripur reported maximum cases of ILI, AD (Non-Cholera), ALRI <5 years & SARI.
- District Kohat reported maximum cases of ILI, AD (Non Cholera), SARI, ALRI <5 years & Malaria.
- District Lakki Marwat reported maximum cases of AD (Non-Cholera), Malaria, ALRI <5 years & VH (B, C & D).
- District Malakand reported maximum cases of ALRI <5 years, AD (Non Cholera), ILI & SARI.
- District Mardan reported cases of ILI, SARI, ALRI <5 years, AD (Non Cholera), & Malaria.
- District Swabi reported maximum cases of SARI, ILI, AD (Non Cholera), ALRI <5 years, Typhoid & Rabies/Dog bite.
- District Swat reported maximum cases of SARI, ILI, AD (Non Cholera), Typhoid & ALRI <5 years.
- Cases of HIV/AIDS & AFP need immediate verification and public health response.
- As compared to Week-6, cases of ALRI <5 years & SARI shown upward trend while ILI shown downward trend.

Figure 6: Most frequently reported cases during week 7, in comparison with previous weeks, KP

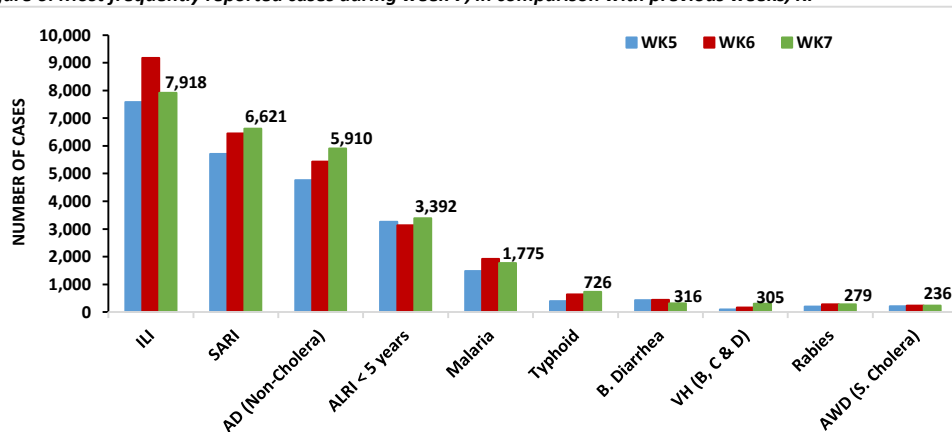
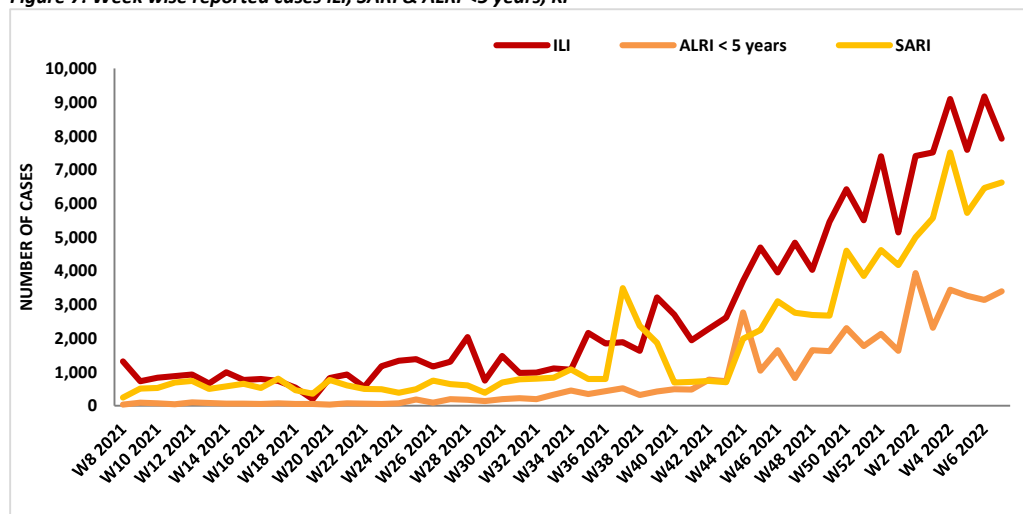


Table 4: District wise distribution of most frequently reported cases during week 7, KP

Diseases	Abbott- abad	Charsadda	Haripur	Khyber	Kohat	Lakki- Marwat	Malakand	Mardan	Swabi	Swat
ILI	0	206	1,211	898	547	5	310	1,483	902	2,356
SARI	31	91	102	3	291	0	125	665	2,262	3,051
AD (Non-Cholera)	391	553	742	32	410	360	973	480	682	1,287
ALRI < 5 years	12	75	346	6	178	343	1,262	492	470	208
Malaria	0	792	11	11	99	347	53	386	12	64
Typhoid	9	104	35	32	23	25	13	148	121	216
B. Diarrhea	4	74	3	21	47	6	27	27	38	69
VH (B, C & D)	0	0	0	7	0	275	0	3	18	2
Rabies / Dog bite	3	0	0	19	26	56	0	27	105	43
AWD (S. Cholera)	0	35	40	0	14	2	2	36	39	68
AVH (A & E)	0	0	37	7	0	0	17	2	9	31
Chickenpox/ Varicella	0	10	3	9	5	0	30	13	7	2
Mumps	0	0	2	4	0	2	0	27	12	18
CL	0	0	0	32	15	3	9	3	1	0
Measles	0	1	1	5	0	8	7	15	15	4
Pertussis	0	0	0	9	0	0	0	23	5	6
Gonorrhea	0	0	0	0	0	1	0	29	0	0
Meningitis	0	0	7	0	0	0	0	15	3	0
AFP	0	0	1	1	0	1	0	16	0	0
HIV/AIDS	0	0	0	0	0	16	0	0	1	0

Figure 7: Week wise reported cases ILI, SARI & ALRI <5 years, KP



### Islamabad (ICT)

- From ICT, the most frequent reported diseases were ILI (n=534), ALRI <5 years (n=257), AD (Non-Cholera) (n=161), SARI (n=12), B. diarrhea (n=07), Measles (n=03), Chickenpox (n=02), Typhoid (n=01) & AFP (n=01).
- During this week, a sharp decline was observed for ILI cases while an increase in cases of ALRI <5 years has been observed as compared to last week i.e. Week 06.

(Note: ICT started reporting data on new format; therefore, data before week-26 is not shown in trend graph).

Figure 8: Most frequently reported cases during week 7 in comparison with previous weeks, ICT

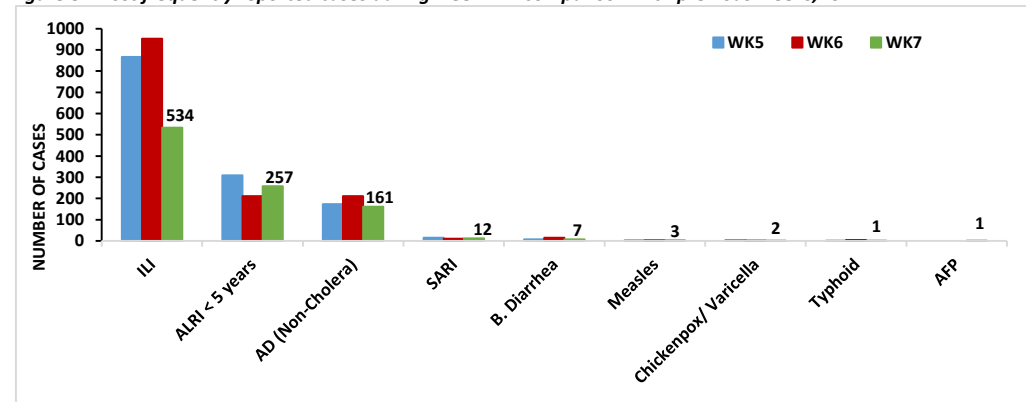


Figure 9: Week wise reported cases of ILI & ALRI <5 years, ICT

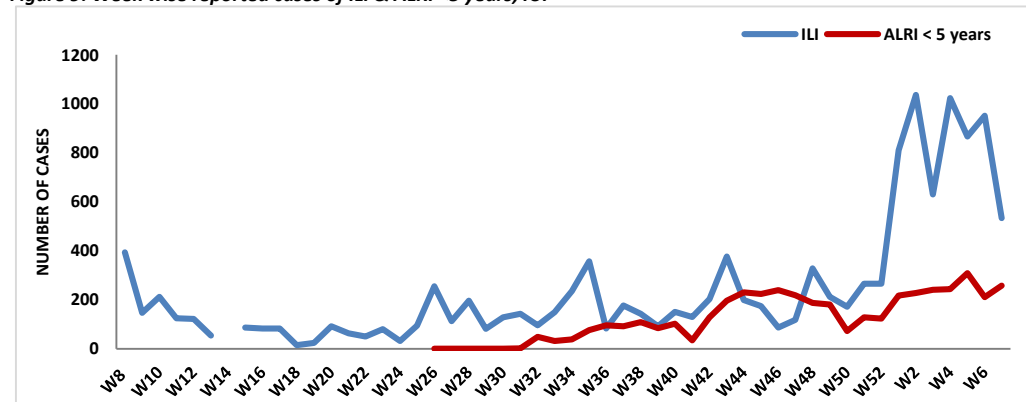


Figure 10: Most frequently reported cases during week 7, in comparison with previous weeks, GB

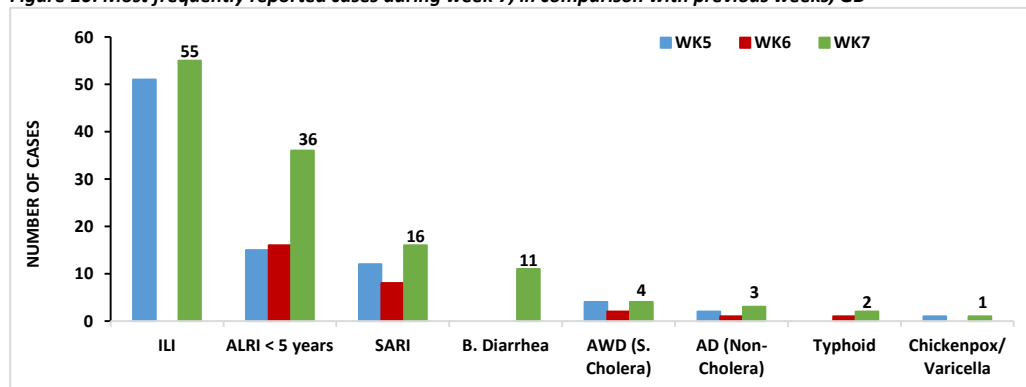
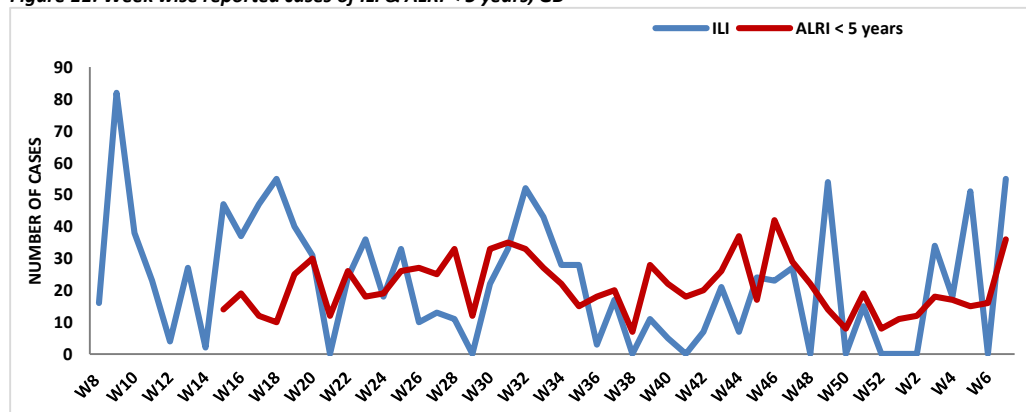


Figure 11: Week wise reported cases of ILI & ALRI <5 years, GB



### Gilgit Baltistan

- Gilgit-Baltistan reported cases of ILI (n=55), ALRI <5 years (n=36), SARI (n=16), B. diarrhea (n=11), AWD (S. Cholera) (n=04), AD (Non Cholera) (n=03), Typhoid (n=02) & Chickenpox (n=01) this week.
- Weekly trend for cases of ALRI <5 years & ILI depicted an increase in trend as compared to previous week i.e. Week-06.

(Note: GB started reporting data on new format, therefore, data before week-15 is not shown in trend graph)

## AJK

- District Mirpur reported cases of ILI (n=80), AD (Non Cholera) (n=69), ALRI <5 years (n=23), Malaria (n=06), B. diarrhea (n=04) & SARI (n=03) this week.
- Weekly trend of cases of ALRI <5 years have shown a decline while ILI cases depicted the similar pattern as compared to last week.

Figure 12: Most frequently reported cases during week 7, in comparison with previous weeks, AJK

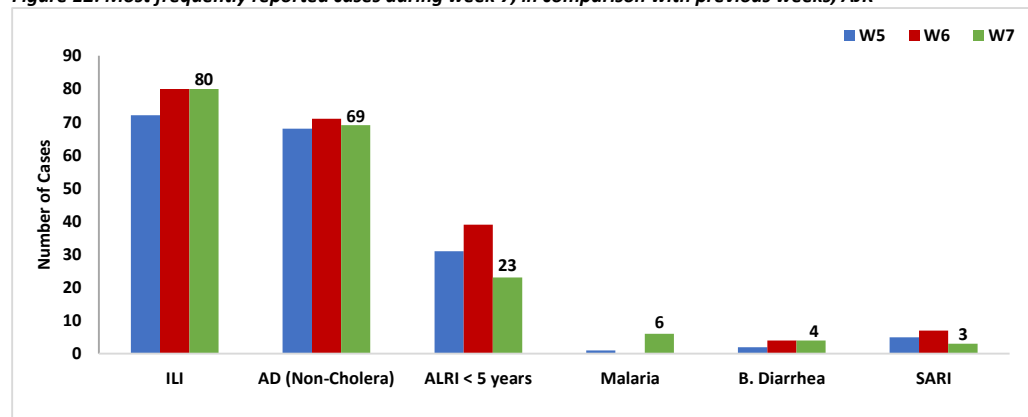


Figure 13: Week wise reported cases of ILI & ALRI <5 years, AJK

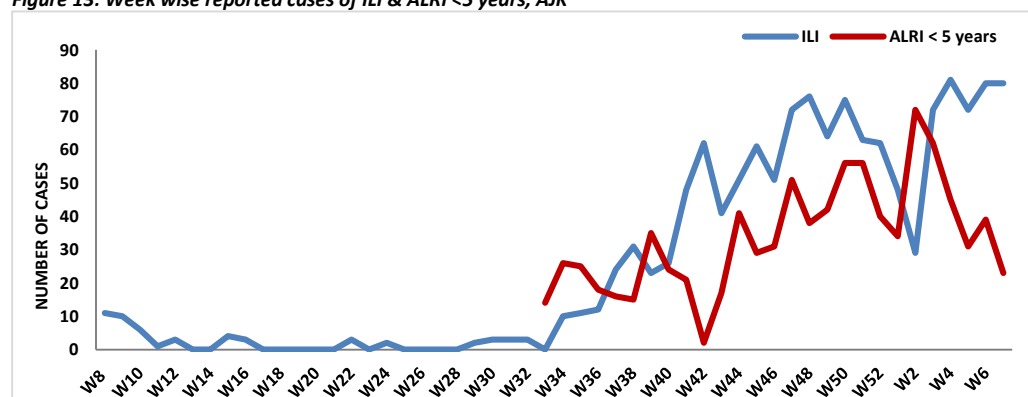


Figure 14: Most frequently reported cases during week 7, in comparison with previous weeks, Bahawalpur, Punjab

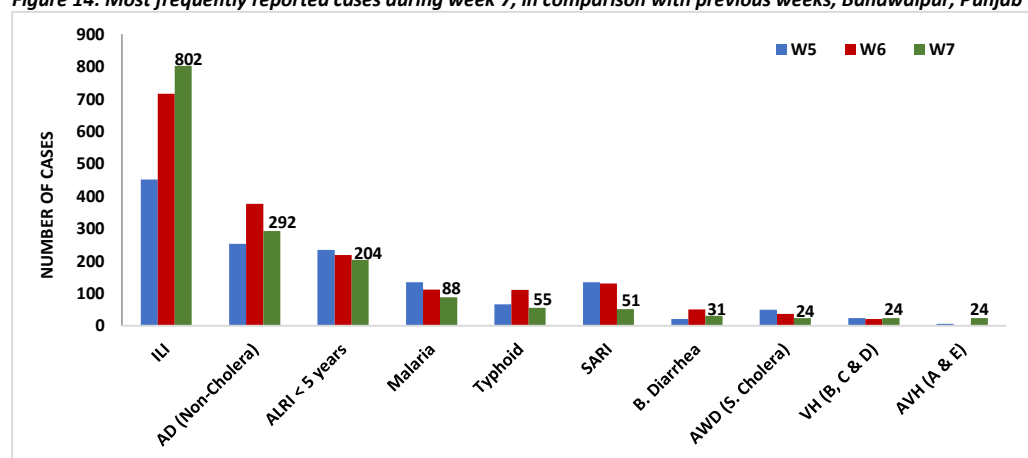
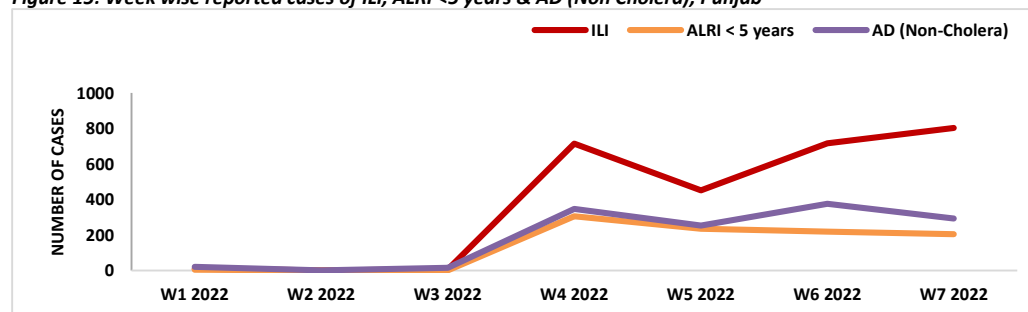


Figure 15: Week wise reported cases of ILI, ALRI <5 years & AD (Non Cholera), Punjab



## Punjab

- This week Punjab (Bahawalpur district) reported cases of ILI (n=802), AD (Non Cholera) (n=292), ALRI <5 years (n=204), Malaria (n=88), Typhoid (n=55), SARI (n=51), B. diarrhea (n=31), AWD (S. Cholera) (n=24), VH (B, C & D) (n=24), and AVH (A & E) (n=24) at maximum.
- Cases of AWD (S. Cholera), Typhoid & B. diarrhea have been reported which need immediate verification and public health response accordingly.
- It is proposed to enhance community awareness on water, sanitation and hygiene (WASH) practices.
- There is a need to strengthen the routine immunization to decrease burden of VPDs.
- Cases of ILI shown increase whereas cases of ALRI <5 years & AD (Non Cholera) shown decrease trend this



week as compared to previous week i.e. Week-06.

#### IDSR Participating Districts

- This week 16% (06/39) of the districts reported 100% data and the districts were Islamabad (CDA), Lakki Marwat, Killa Abdullah, Lasbella, Nagar and Tharparkar.
- Districts Gwadar, Jaffarabad & Muzaffargarh did not report data this week.

**Table 5: IDSR reporting districts**

Province	Districts	Total Number of Reporting Sites (ARS/Total)	Total Number of Sites that Reported (%)
Khyber Pakhtunkhwa	Haripur	69/69	62 (90%)
	Kohat	60/60	59 (99%)
	Abbottabad	110/110	95 (87%)
	Charsadda	61/61	79 (79%)
	Lakki Marwat	49/49	49 (100%)
	Swat	77/77	73 (95%)
	Malakand	78/78	32 (41%)
	Swabi	63/63	60 (96%)
	Khyber	63/63	11 (18%)
	Mardan	65/65	48 (74%)
Azad Jammu Kashmir	Mirpur	37/37	31 (84%)
Islamabad Capital Territory	ICT	18/18	16 (89%)
	CDA	9/12	9 (100%)
Balochistan	Gwadar	24/24	0
	Kech	44/78	40 (91%)
	Khuzdar	20/136	18 (90%)
	Killa Abdullah	30/50	30 (100%)
	Lasbella	85/85	85 (100%)
	Pishin	23/118	06 (26%)
	Quetta	22/77	14 (64%)
	Sibi	42/42	37 (88%)
	Zhob	37/37	27 (73%)
	Jaffarabad	47/47	0
	Naseerabad	45/45	35 (78%)
Gilgit Baltistan	Hunza	30/30	28 (94%)
	Nagar	05/22	05 (100%)
Sindh	Hyderabad	63/63	55 (87%)
	Karachi-East	14/14	12 (86%)
	Karachi-Malir	43/43	33 (77%)
	Ghotki	58/58	07 (12%)
	Umerkot	30/118	19 (64%)
	Naushahro Feroze	52/52	27 (52%)
	Tharparkar	93/236	93 (100%)
	Shikarpur	32/32	20 (63%)
	Thatta	28/50	27 (97%)
	Larkana	149/149	36 (25%)
	Kamber	101/101	64 (64%)
Punjab	Bahawalpur	91/91	49 (54%)
	Muzaffargarh	117/117	0

\*percentage = {Sites Reported data/Agreed Reporting Sites (ARS)}\*100